



# **Anticipating and Meeting Accountability Challenges in 2014 and Beyond**

**20<sup>th</sup> Biennial Forum of Government Auditors  
Denver, CO  
August 20, 2014**

**Gene L. Dodaro  
Comptroller General of the United States  
U.S. Government Accountability Office**

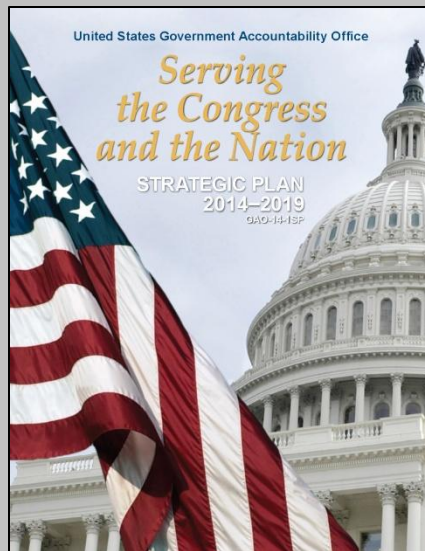
# Overview

- GAO's Strategic Plan
- Key trends
- Related GAO work
- International Coordination
- Key Upcoming Events

# GAO's Planning & Performance Documents

[www.gao.gov/sp.html](http://www.gao.gov/sp.html)

## Strategic Plan



## Performance Plan

GAO Performance Budget - FY 2014

**Fiscal Year 2014 Performance Plan**

**GAO Supports Congressional Decision-making, Saves Resources, and Helps Improve Government**

The Government Accountability Office (GAO) is the audit, evaluation, and investigative arm of the Congress. It exists to support the Congress in meeting its constitutional responsibilities and to help improve the performance and ensure accountability of the federal government for the benefit of the American people. As a legislative branch agency, GAO is exempt from many laws that apply to executive branch agencies. However, GAO generally holds itself to the requirements of many of the laws, including the Government Performance and Results Act (GPRA), as amended. Among other things, under GPRA, each agency must prepare an annual "performance plan covering each program activity set forth in the budget of such agency." This section of GAO's fiscal

year 2014 budget request constitutes its performance plan.

GAO is unique in its audit and evaluation capacity to support the Congress by performing original research, providing technical assistance, and conducting analyses to help the Congress make informed decisions across all segments of the federal budget, resulting in tangible results and enhanced oversight. GAO's work directly contributes to improvements in a broad array of federal programs affecting Americans everywhere.


Once again GAO demonstrated its core values of accountability, integrity, and reliability, in ensuring that it continues to provide high-quality, high-value, and independent support to the Congress in ways that generate material benefits to the nation. Given GAO's reputation for consistently producing high-quality work that is typically based on original research, it is not surprising that congressional demand for GAO products and services remains high during these challenging times. Figure 1, below, provides information on the number of congressional requests received by GAO each year by source over the past 10 years.

**Figure 1: Congressional Requests Received**

Fiscal Year	Full Committee Request	Sub-Committee Request	Request	Response
FY 2003	100	100	100	100
FY 2004	100	100	100	100
FY 2005	100	100	100	100
FY 2006	100	100	100	100
FY 2007	100	100	100	100
FY 2008	100	100	100	100
FY 2009	100	100	100	100
FY 2010	100	100	100	100
FY 2011	100	100	100	100
FY 2012	100	100	100	100

GAO-14-40ESP Fiscal Year 2014 Performance Plan F-1

## Performance & Accountability Report



# Strategic Plan – Trends

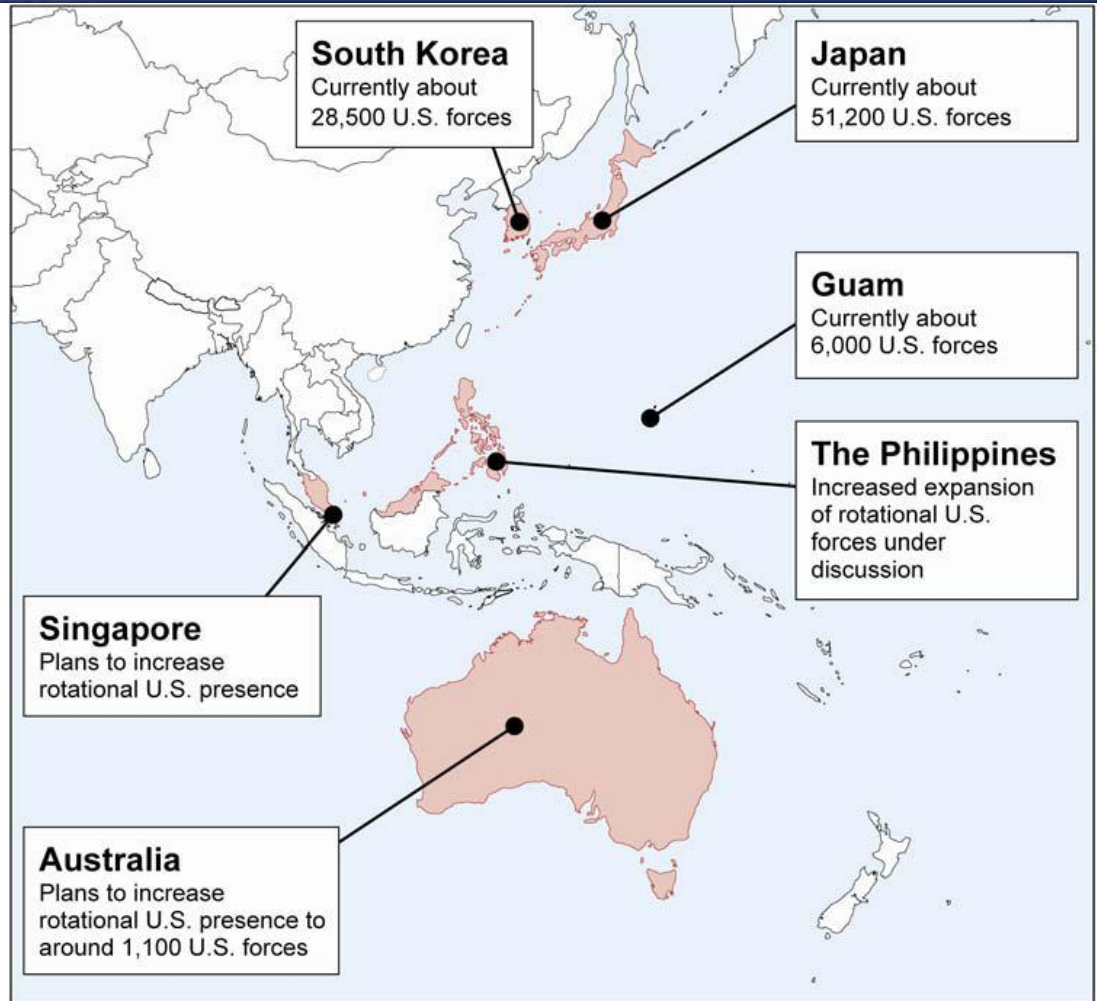
- Threats Confronting U.S. National Security Interests
- Fiscal Sustainability and Debt Challenges
- Changing Dynamics of Global Interdependence and Multilateral Cooperation
- Science and Technology Trends
- Advances in Communications Networks and Information Technologies
- Shifting Roles in Governance and Government
- Demographic and Societal Changes

# Trend 1: Threats Confronting U.S. National Security Interests

- Continuing regional political instability (Middle East, Africa, South Asia)
- Potential for further proliferation of nuclear, biological, and chemical weapons
- Evolving and growing threats in cyberspace
- Climate-related risks
- Growing fiscal pressures on national security agencies
- Shifting dynamics in Asia

# Trend 1: Threats Confronting U.S. National Security Interests

## Selected Current U.S. Overseas Presence and Plans in the Asia-Pacific Region



Source: GAO.

# Trend 1: Threats Confronting U.S. National Security Interests

## Related GAO work

- Examining the implementation of U.S. programs to strengthen **counterterrorism** capacity in the **Middle East and Africa**
- Reviewing U.S. transition from a military to civilian-led presence in **Afghanistan**, including oversight of grants and contracts.
- Analyzing initiatives to adapt and modify **U.S. overseas presence** and programs in Asia and other parts of the world.
- Reviewing U.S. efforts and programs to secure and stabilize **regions in conflict** and the extent to which such efforts are **coordinated** among federal agencies.
- Assessing the government's efforts to ensure the safety and security of **diplomatic facilities and personnel**.
- Reviewing the government's efforts to identify and act on credible **threats to homeland and border security**.

# Trend 1: Threats Confronting U.S. National Security Interests

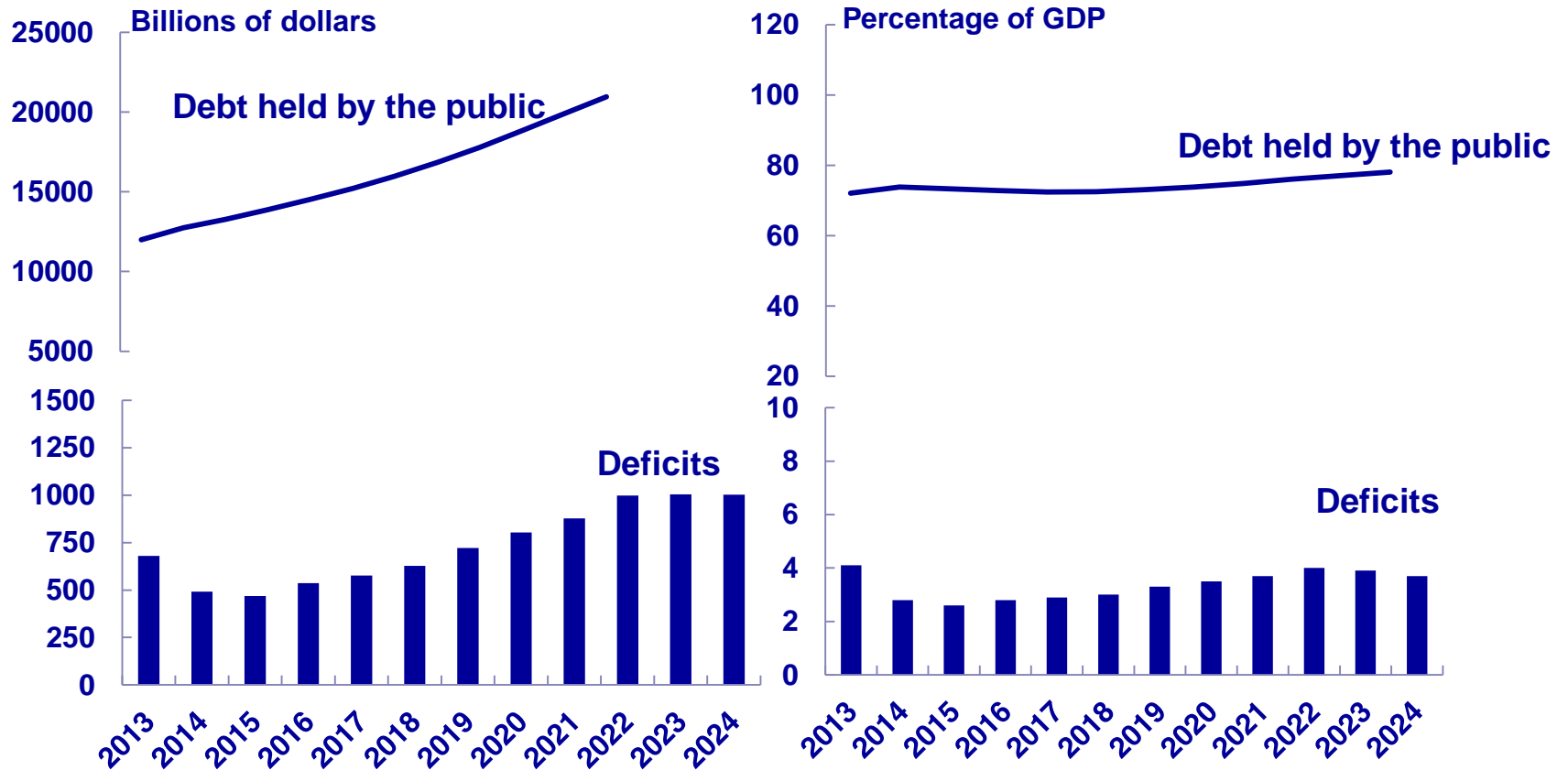
## Related GAO work

- Reviewing efforts to **secure radioactive and nuclear material**.
- Evaluating efforts to ensure the reliability, security, and affordability of **energy supply infrastructure**.
- Analyzing the **funding and costs of military operations** and programs given the fiscal pressures facing the nation.
- Evaluating the implications of **climate-related risks** for U.S. national security agencies and their plans and programs to address these implications.



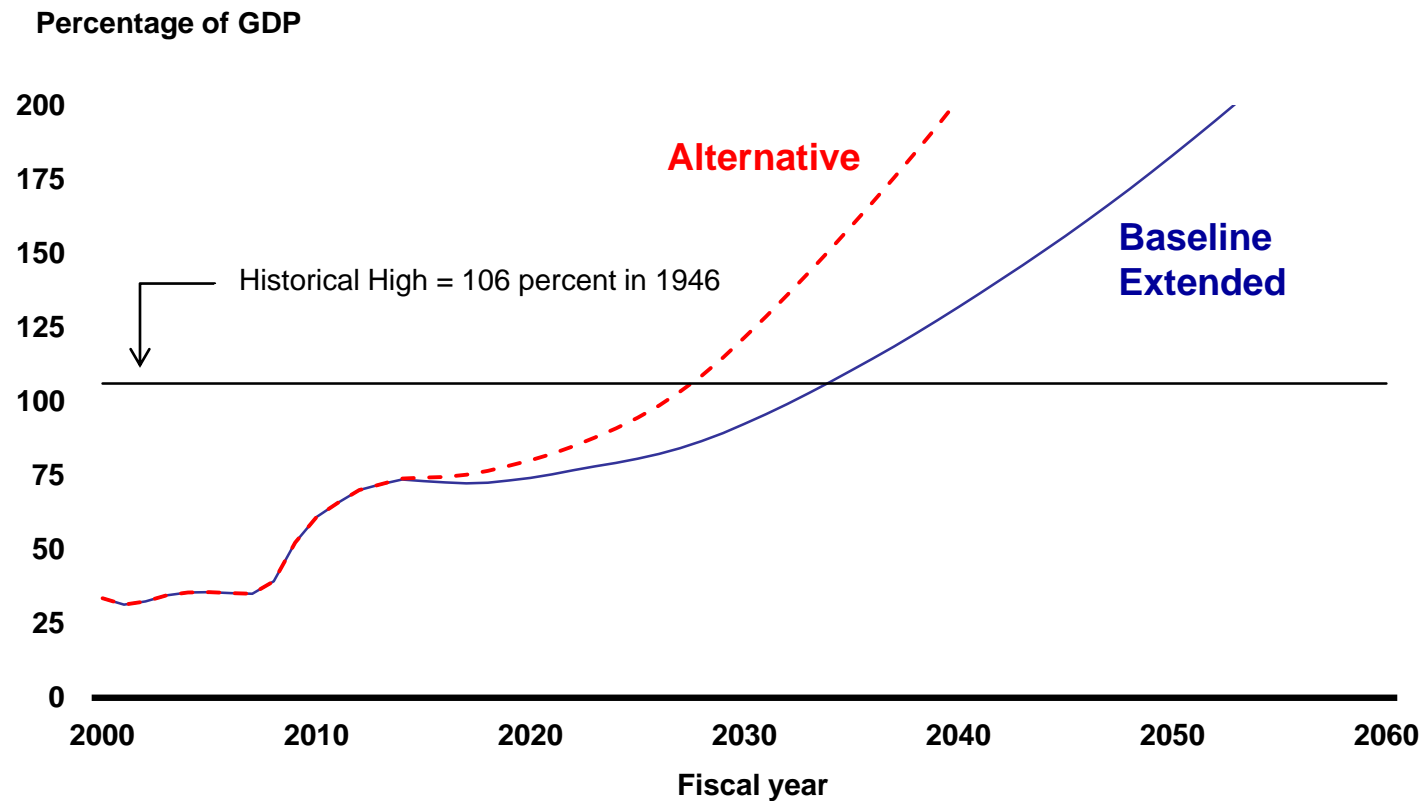
# Trend 2: Fiscal Sustainability and Debt Challenges

## Deficits and Debt Held by the Public Under CBO's April 2014 Baseline



# Trend 2: Fiscal Sustainability and Debt Challenges

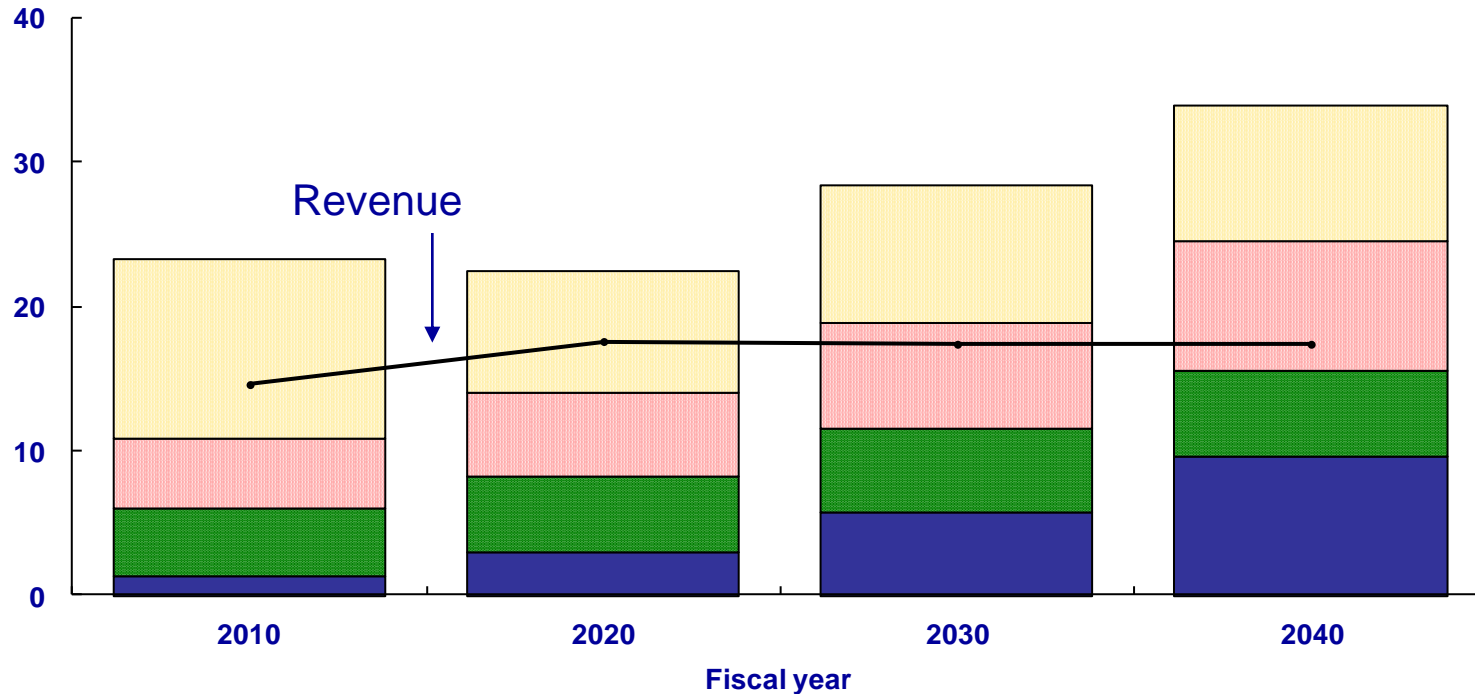
## Debt Held by the Public under Two Fiscal Policy Simulations



# Trend 2: Fiscal Sustainability and Debt Challenges

## Revenues and Composition of Spending in the Alternative Simulation

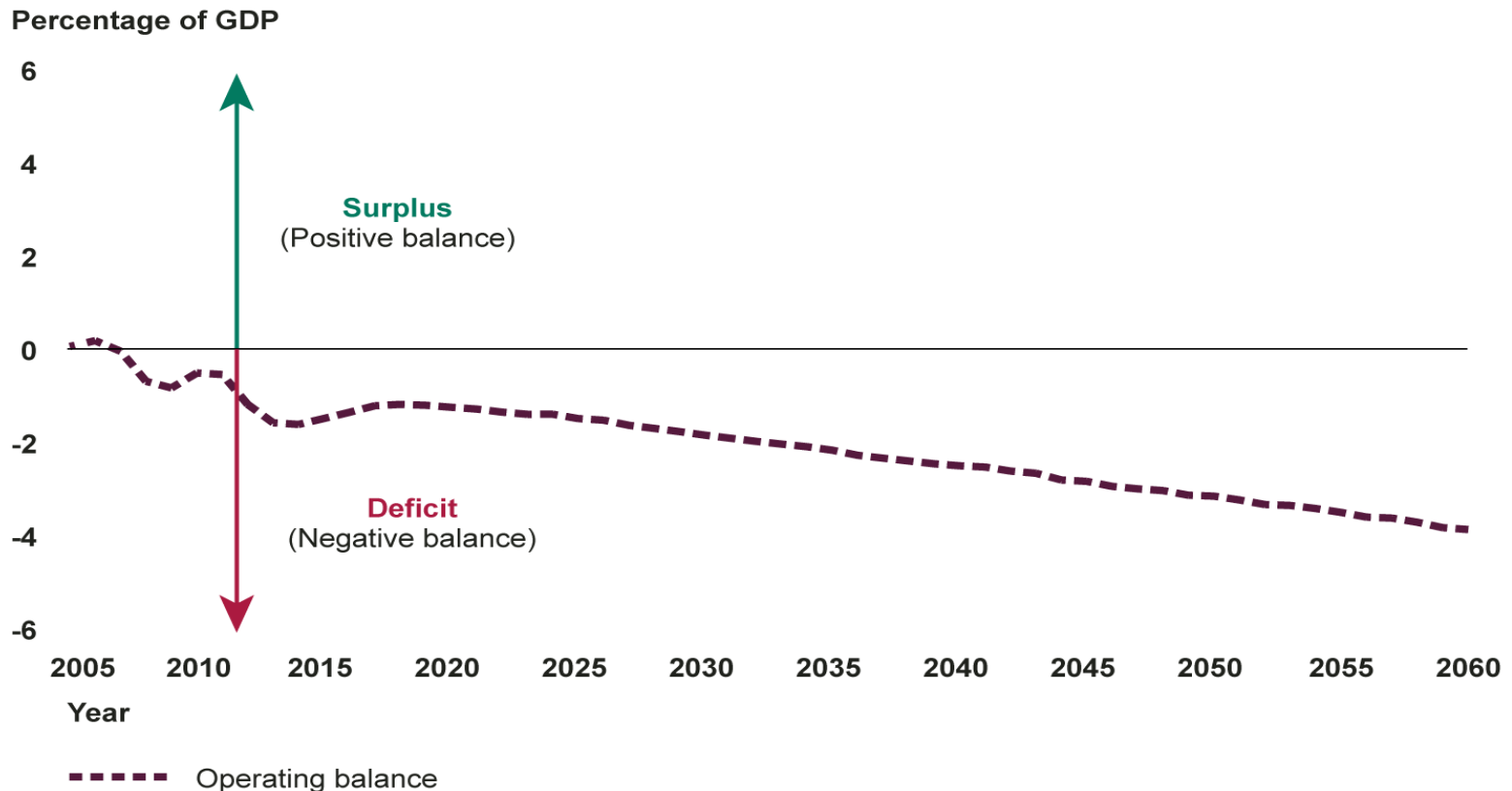
Percentage of GDP



■ Net interest    ■ Social Security    ■ Medicare, Medicaid, CHIP, and exchange subsidies    ■ All other spending

# Trend 2: Fiscal Sustainability and Debt Challenges

## State and Local Governments Face Increasing Fiscal Challenges



Source: GAO simulations, updated April 2013.

Note: Historical data are from BEA's National Income and Product Accounts. Data in 2012 are GAO estimates aligned with published data where available. GAO simulations are from 2013 to 2060, using many CBO projections and assumptions, particularly for the next 10 years.

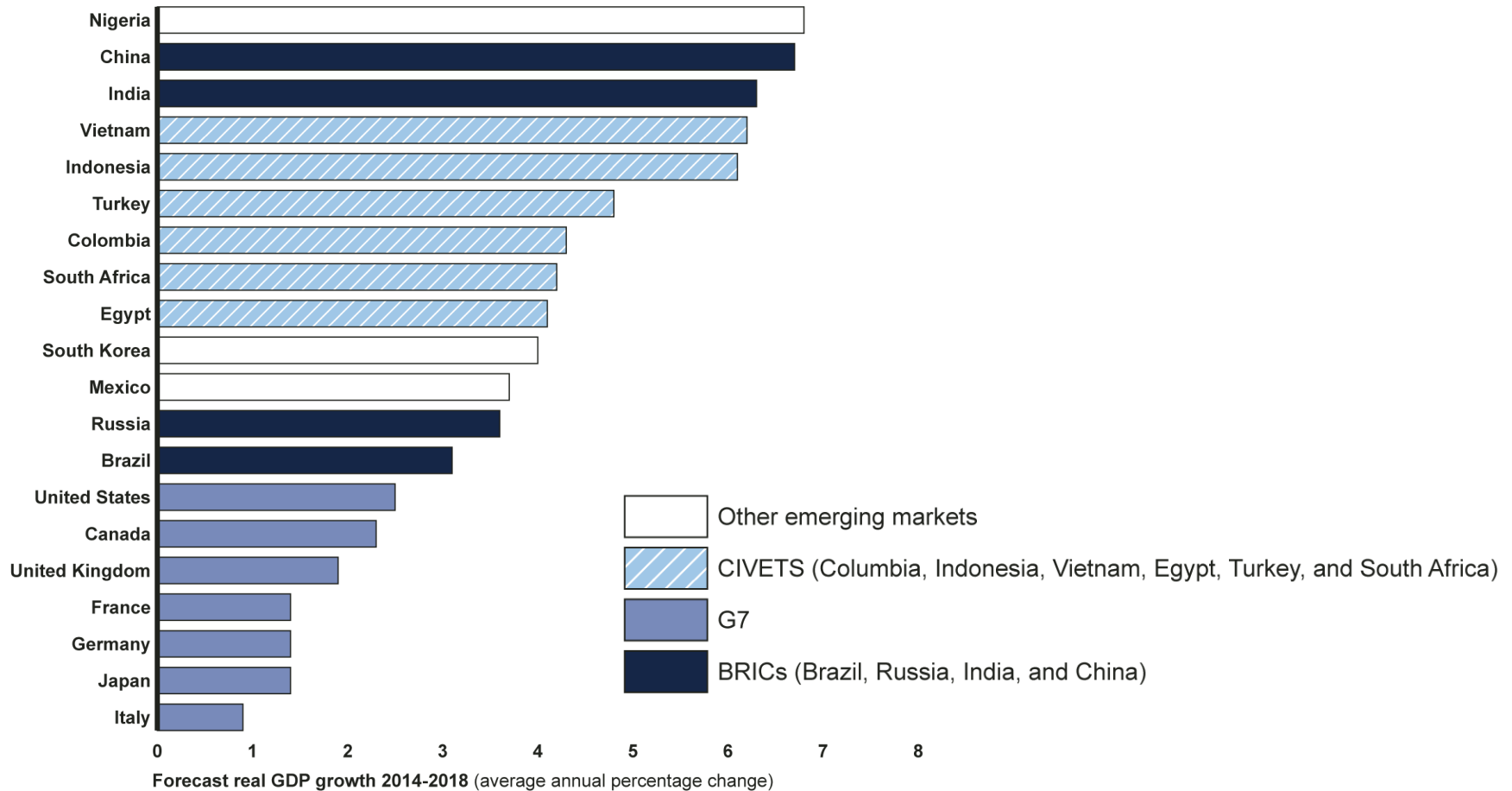
# Trend 2: Fiscal Sustainability and Debt Challenges

## Related GAO work

- Performing long-term **fiscal simulations** and analyzing the drivers of the fiscal position of **federal** and **state and local sectors**, including **tax policy, health, disability & retirement programs**.
- Analyzing **federal debt & debt management**, including the debt limit.
- Improving the quality of **financial and cost information**.
- Identifying and recommending solutions to reduce the risk of **waste, fraud, and abuse** and **improper payments**.
- Identifying opportunities to reduce or eliminate **fragmentation, overlap, and duplication** in government programs and activities.
- Identifying specific opportunities to reduce the **tax gap**.
- Monitoring and evaluating **GPRA** program effectiveness.

# Trend 3: The Changing Dynamics of Global Interdependence & Multilateral Cooperation

## Five Year Economic Growth Forecast for Select Countries



Source: GAO analysis of Economist Intelligence Unit data.

# Trend 3: The Changing Dynamics of Global Interdependence & Multilateral Cooperation

## Related GAO work

- Examining the implementation, progress, and efficacy of national & international **financial regulatory reforms** and efforts to create a more **stable financial system**, including work examining systemically important financial institutions.
- Evaluating threats to exploit **vulnerabilities across the global financial system**, including tax evasion, corruption, fraud, cyber attacks on financial institutions, and money laundering.
- Analyzing the effectiveness of U.S. government programs designed to protect **critical technologies**.
- Assessing efforts to preserve U.S. economic and national security interests as the **global supplier base** widens.
- Evaluating efforts to ensure a **safe food supply and medical products**.

# Trend 3: The Changing Dynamics of Global Interdependence & Multilateral Cooperation

## Related GAO work

- Evaluating the effectiveness of federal programs to prevent, prepare for, and respond to **public health emergencies**.
- Evaluate U.S. government media programs to improve the **U.S. image abroad**.
- Assessing U.S. **export promotion** programs and other **trade-related jobs** creation activities.
- Analyzing **energy** market regulation, competition, and information.
- Evaluating U.S. efforts to address **unfair trade practices** and monitor and enforce the labor and environment provisions of recent international trade agreements.
- Assessing federal efforts to provide development and **humanitarian assistance**, including those to enhance international **food security**.

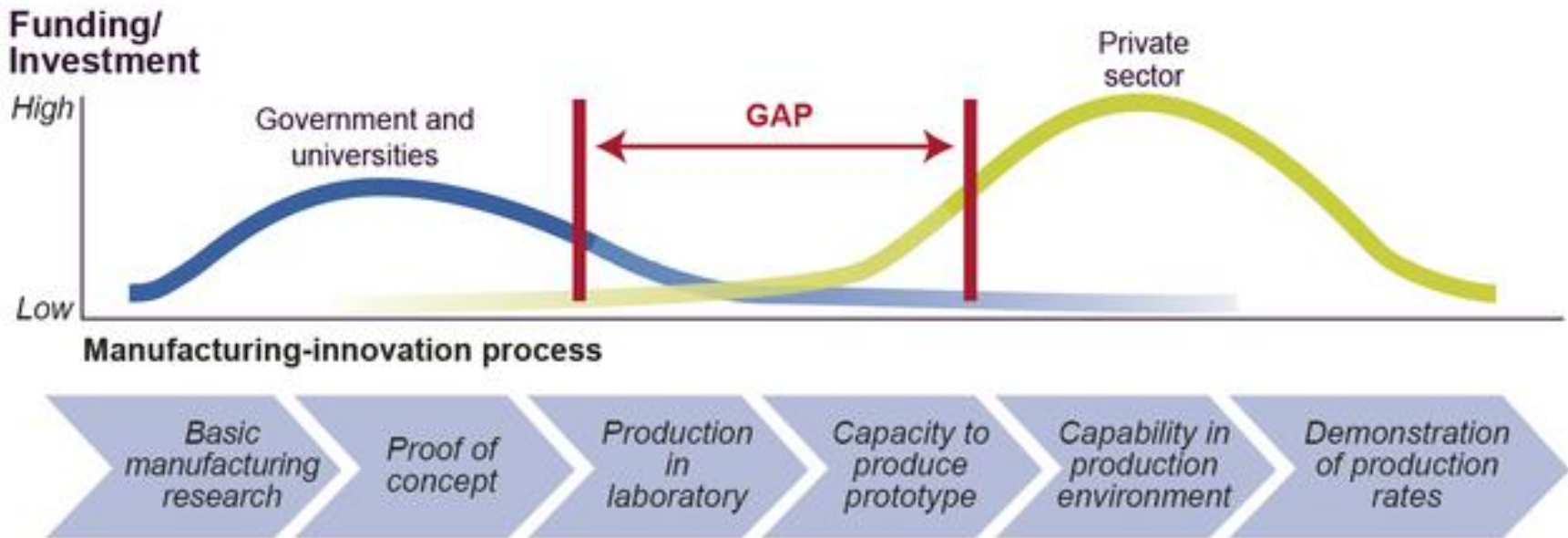


# Trend 4: Advances in Science and Technology

- Emerging technologies:
  - Nanotechnology & manufacturing
  - 3-D printing
  - Synthetic biology
  - Unmanned aircraft systems
- Energy and natural resources nexus
- Science, technology, engineering and mathematics education

# Trend 4: Advances in Science and Technology

## Funding/Investment Gap: The “Missing Middle”



Source: GAO adapted from Executive Office of the President.

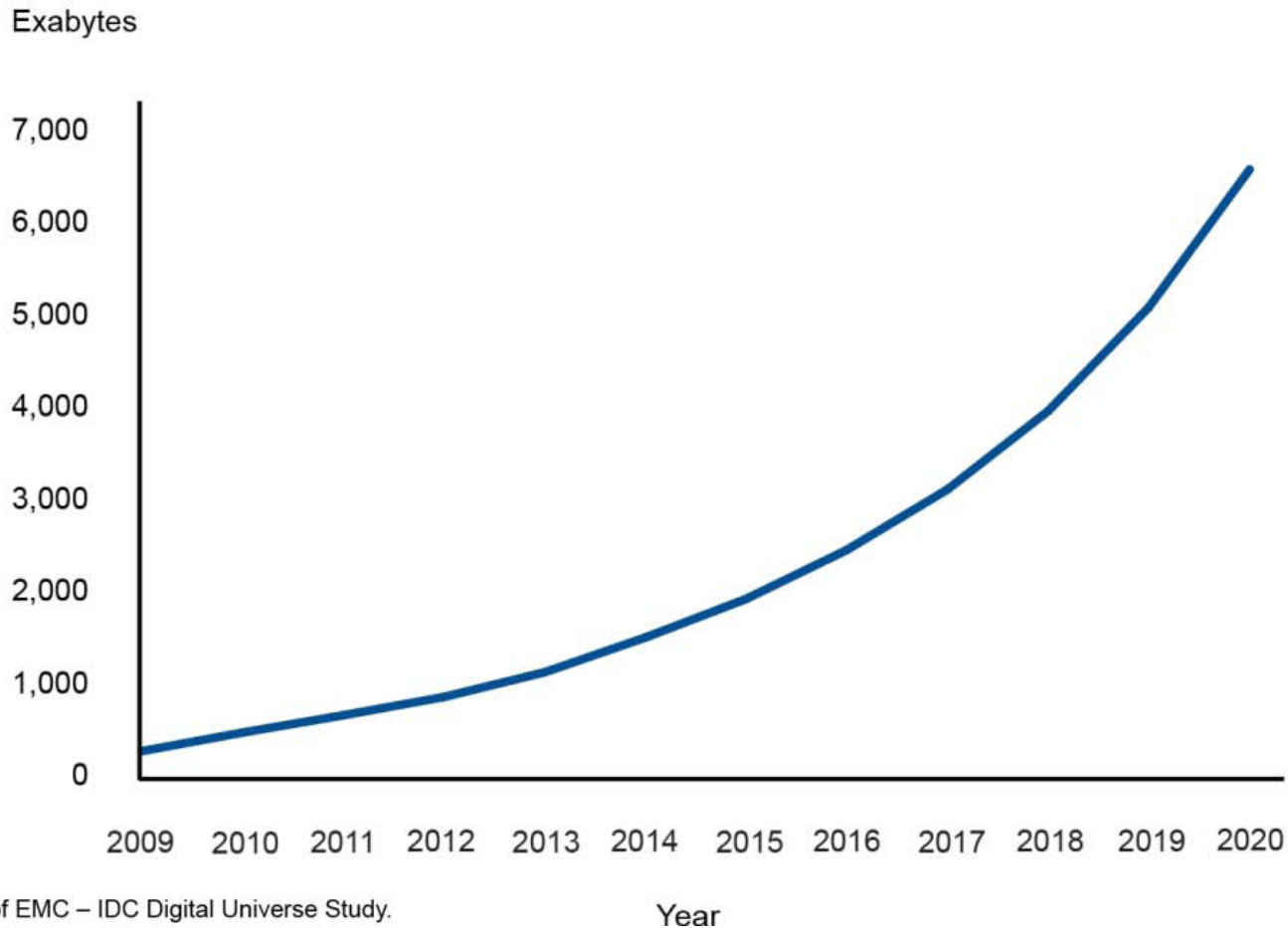
# Trend 4: Advances in Science and Technology

## Related GAO work

- Performing studies and technology assessments of S&T issues, such as **nanomanufacturing**, next generation **nuclear reactors**, **freshwater conservation**, national and homeland **defense systems**, and **additive manufacturing**.
- Enhancing the **security and privacy** of computer systems and networks supporting federal operations and **critical infrastructures**.
- Assessing the government's planning, implementation, and use of **information technology**, including **health IT**.
- Improving transparency and **governance of major IT projects**.
- Assessing the management and results of the **federal investment in science and technology** and the effectiveness of efforts to protect **intellectual property**.

# Trend 5: Communications Networks and Information Technology

## Growth in data created, replicated, or consumed in the United States



Source: GAO analysis of EMC – IDC Digital Universe Study.

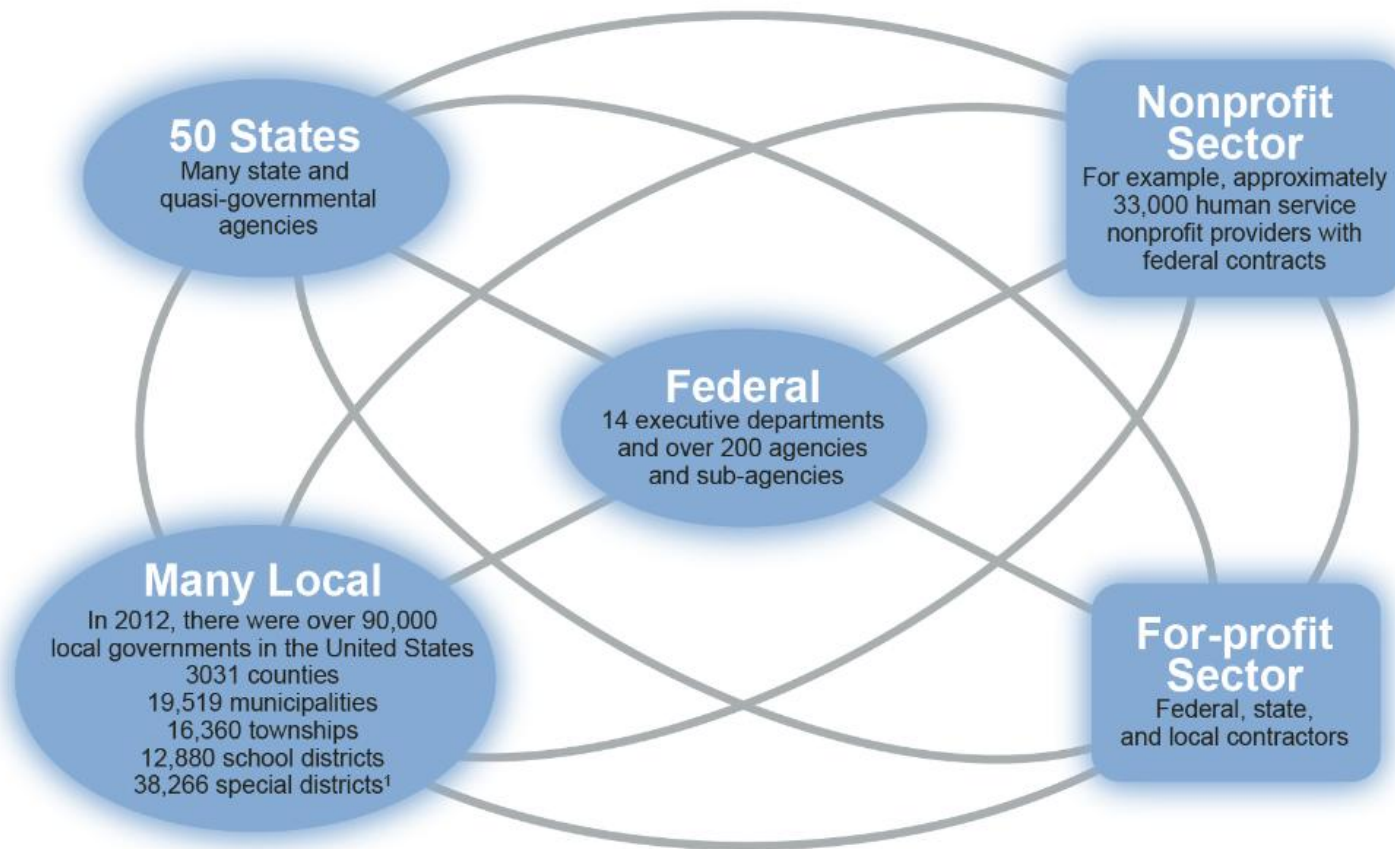
# Trend 5: Communications Networks and Information Technology

## Related GAO work

- Assessing federal efforts to promote affordable access to **broadband Internet** services.
- Reviewing the management of government and interconnected **public-safety networks**.
- Assessing DHS's efforts to enhance the resiliency of **critical national assets, networks, and systems**.
- Reducing duplicative and inefficient legacy IT spending through **data center consolidation** and portfolio management.
- Evaluating the management of **telecommunications** products and services purchased government-wide.

# Trend 6: Shifting Roles in Government and Governance

## United States Federalism in Practice

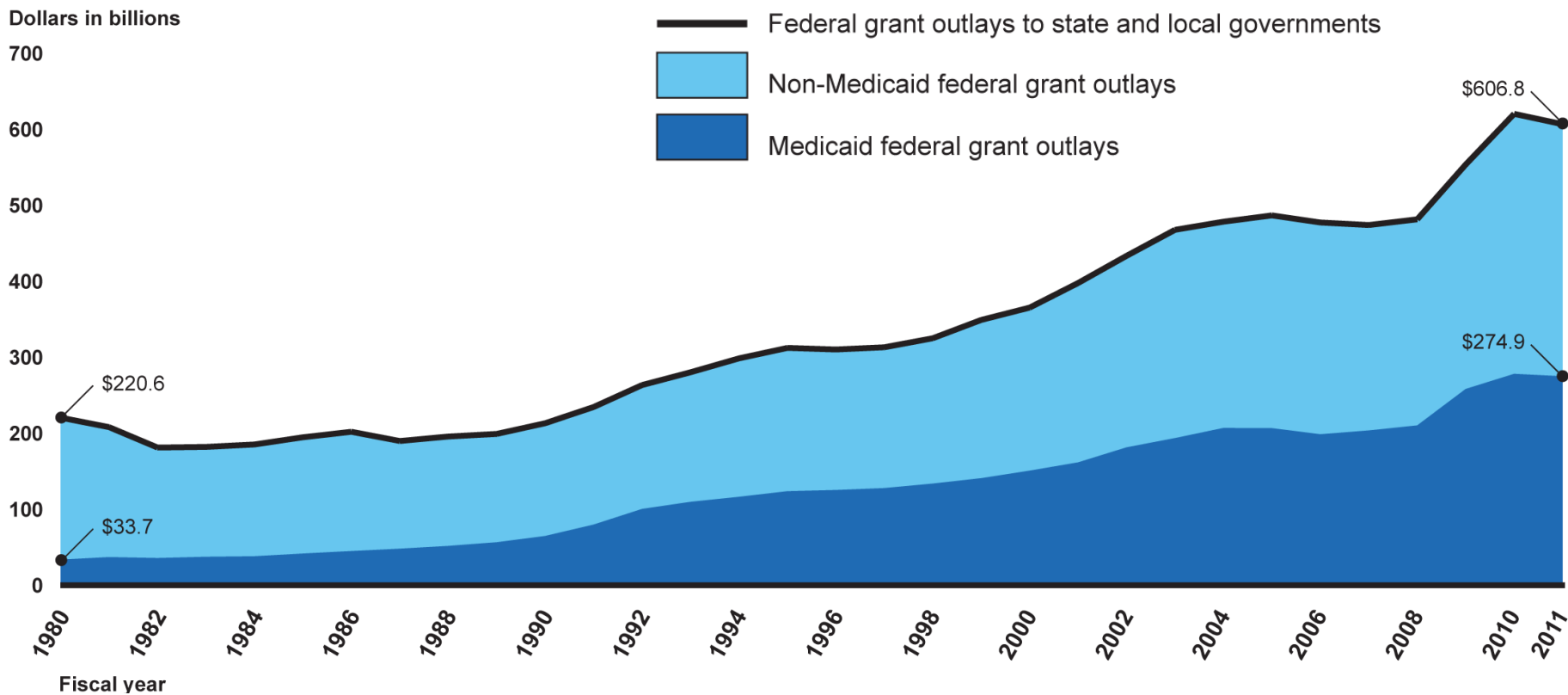


<sup>1</sup> Examples of special districts include mosquito abatement districts, utility districts, water and sewer districts, transit authorities, etc.

Sources: GAO graphic based on U.S. Census Bureau, *Government Organization Summary Report 2012* (Released Sept. 26, 2013), U.S. Government Manual: 2009-10; and Urban Institute's *National Study of Nonprofit-Government Contracting Survey Results* (2009 Data).

# Trend 6: Shifting Roles in Government and Governance

## Federal Outlays for Grants to State and Local Governments and Medicaid (2011 Constant Dollars)



Source: GAO analysis of OMB data.



# Trend 6: Shifting Roles in Government and Governance

## Related GAO work

- Focusing on major areas that are at **high-risk**, including the **U.S. Postal Service's financial condition**, funding the nation's **surface transportation** system, and mitigating gaps in **weather satellite** data.
- Identifying ways to improve federal **acquisition** of goods & services, such as through **strategic sourcing** and enhanced competition.
- Analyzing the extent to which agencies understand and manage risks associated with their large dependence on **contractor-provided services**.
- Assessing the government's strategy for developing and maintaining a **properly-sized workforce** and closing mission-critical **skills gaps**.



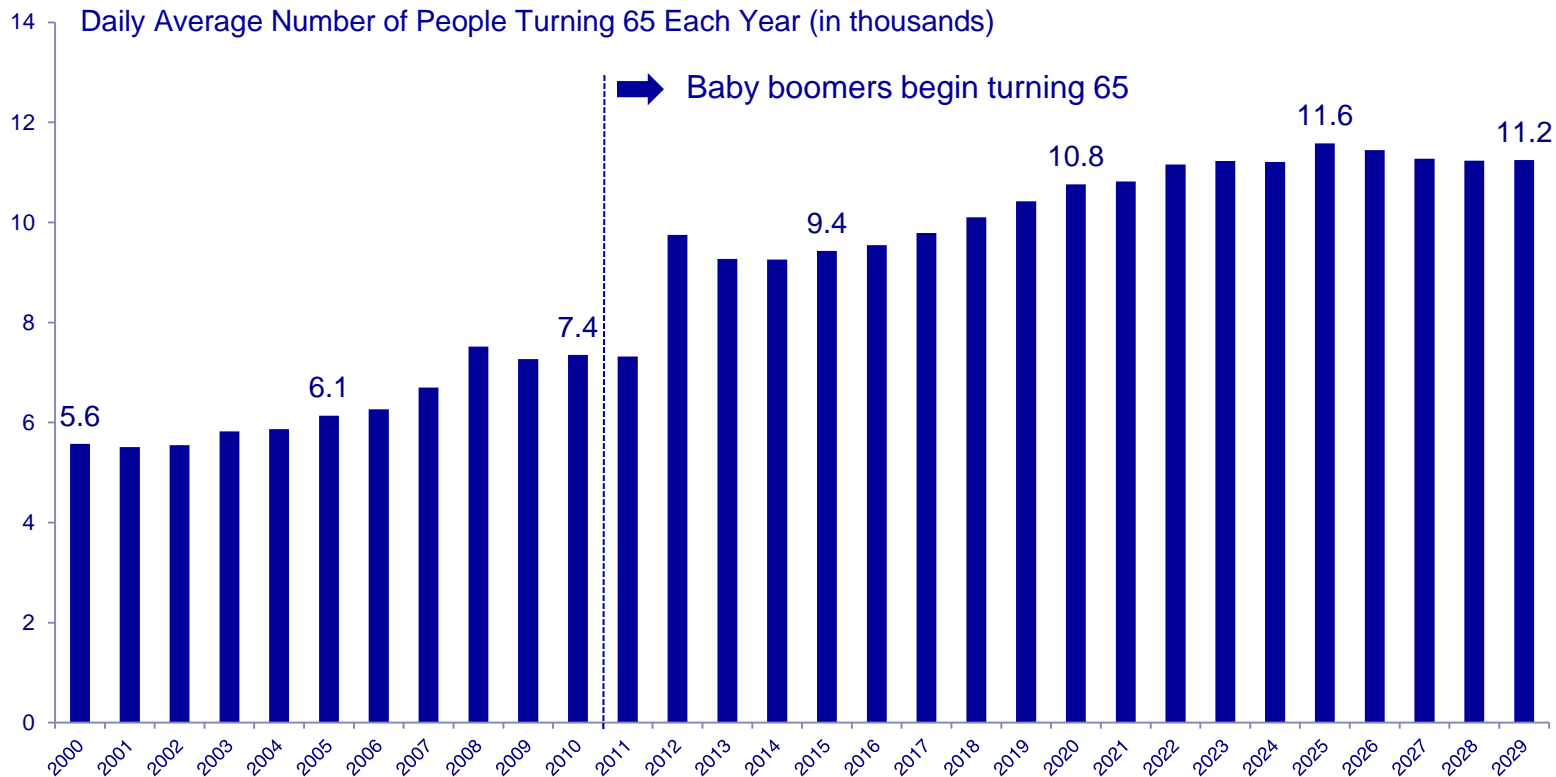
# Trend 6: Shifting Roles in Government and Governance

## Related GAO work

- Reviewing government's ability to **manage for results**, including whether agencies have a cross-cutting “whole of government” perspective.
- Evaluating federal agency **collaboration**: across federal agencies, across levels of government, and across sectors.
- Assessing government's capacity to respond to governance challenges, including integration of **risk management** and risk identification into **strategic and program planning**.

# Trend 7: Demographic and Societal Changes Confronting Young and Old

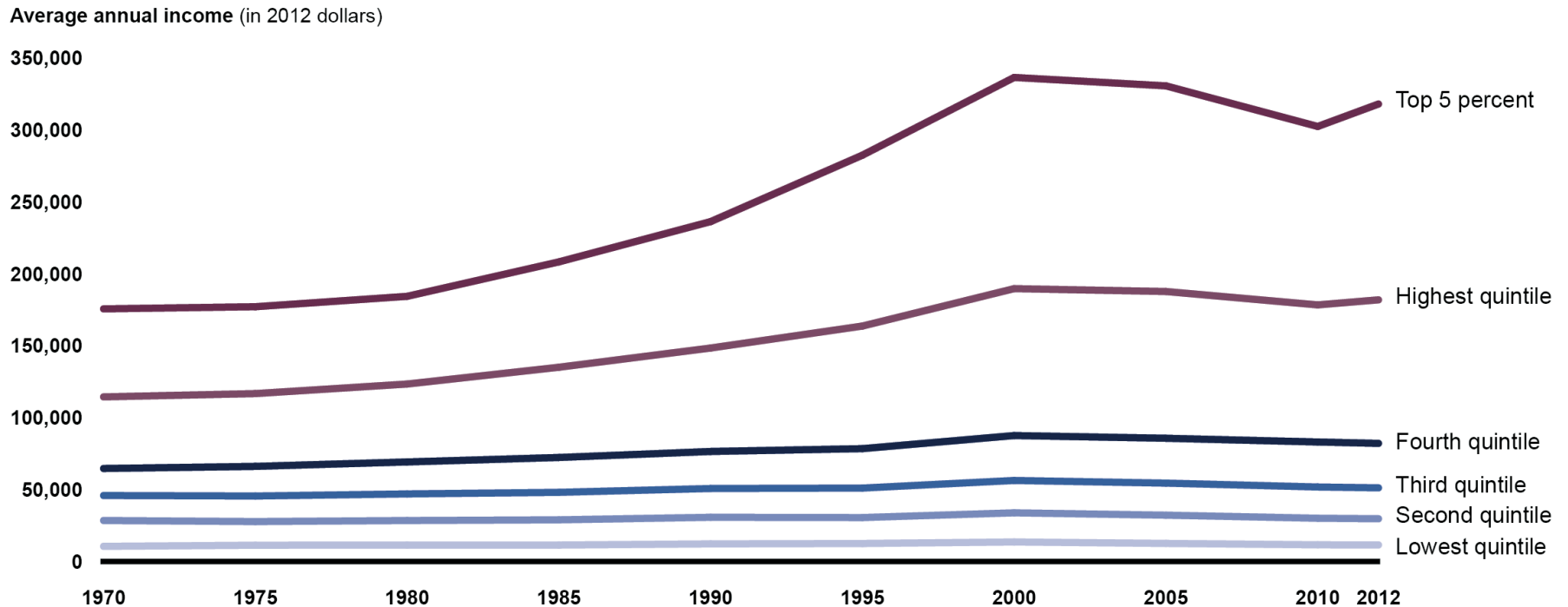
## Large Numbers of Baby Boomers Eligible to Retire in Next 5 Years



Source: GAO analysis of U.S. Census Bureau data.

# Trend 7: Demographic and Societal Changes Confronting Young and Old

## Mean Household Incomes, by Quintiles and Top 5 Percent



Source: GAO analysis of U.S. Census data (Current Population Survey, 1970 to 2012 Annual Social and Economic Supplements).

# Trend 7: Demographic and Societal Changes Confronting Young and Old

## Related GAO work

- Supporting **health care financing and reform efforts** through analyses of Medicare, Medicaid, and other health programs.
- Evaluating efforts to implement the **Patient Protection and Affordable Care Act**.
- Assess the policy and administrative challenges to providing **Social Security and other benefits** for older adults in retirement.
- Identify ways to improve programs that facilitate **job opportunities and skills** for workers, including veterans.
- Assess policy and administrative challenges to improving school readiness and **K-12 education**, and greater access, affordability, and completion of **postsecondary education**.
- Evaluating efforts to assist communities with **combating crime** and to manage a growing **federal prison population**.

# International Coordination

## INTOSAI-Donor Cooperation

- Addresses need to augment and strengthen support to Supreme Audit Institutions (SAIs) in developing countries
- MOU signed in 2009 by INTOSAI and 15 Donors<sup>1</sup>; another six have since joined<sup>2</sup>
- Major efforts include
  - Supporting implementation of International Auditing Standards
  - Matching SAIs with appropriate donor support through a coordinating database, global calls for support, and a newly formed trust fund
  - Developing a performance measurement framework for SAIs

<sup>1</sup>African Development Bank, Austria, Belgium, Canada, European Commission, Inter-American Development Bank, International Monetary Fund, Ireland, Netherlands, Norway, Sweden, Switzerland, United Kingdom, United States, World Bank

<sup>2</sup>Asian Development Bank, Australia, France, GAVI Alliance, The Global Fund, Islamic Development Bank

# International Coordination

- **INTOSAI Working Group on Financial Modernization and Regulatory Reform**
  - Transformation from the former Task Force on the Global Financial Crisis
  - 25 countries formed 3 subgroups to
    - Develop audit tools to evaluate financial reforms on a national level
    - Establish information sharing mechanisms between INTOSAI and international organizations
    - Assess information on reforms at national and international levels and identify gaps
- **INTOSAI Strategic Plan**

# Key Upcoming Events

- Internal Control Standards – Late August 2014
- High Risk Update – Early 2015
- Data Forum Community of Practice
- Audit of Consolidated Financial Statements – Early 2015
- Overlap and Duplication – Spring 2015

---

## On the Web

Web site: [www.gao.gov/cghome/index.html](http://www.gao.gov/cghome/index.html)

---

## Contact

Chuck Young, Managing Director, Public Affairs  
[YoungC1@gao.gov](mailto:YoungC1@gao.gov) (202) 512-4800  
U.S. Government Accountability Office  
441 G Street NW, Room 7149  
Washington, D.C. 20548

---

## Copyright

This is a work of the U.S. government and is not subject to copyright protection in the United States. The published product may be reproduced and distributed in its entirety without further permission from GAO. However, because this work may contain copyrighted images or other material, permission from the copyright holder may be necessary if you wish to reproduce this material separately.